

Managers' Report

There was a great turn out for the Tarra Festival parade and the children who participated were very excited to see their extended family and friends in the crowd to be able to wave to. All those who participated appeared to have a good time although we did finish a little early as it is a very long walk.

We will be sending out the Parent Opinion survey shortly and would greatly appreciate the input of as many families as possible. We use this survey to identify areas that we do well in and areas that may require additional focus. Across the Long Day Care, Kinder and OSHC services, the needs of our community are quite diverse so the Parent Opinion Survey is a terrific way of gathering data to ensure we are meeting the needs of all stakeholders.

The Committee of Management Annual General Meeting is taking place on Tuesday 13th May from 4:45pm at the Yarram Senior Citizens Centre, James Street, Yarram. If you are interested in becoming a member of our Committee of Management you can self nominate by filling out a nomination form available from the YEL office.

Myself, Tania, Bec, Anne (chairperson) and her husband Paul volunteered to help top up our sand pits in the long day care centre. Thank you everyone involved.

Committee Report

Thank you to all those who participated in the Tarra Parade. Participation in community events creates a lovely sense of belonging for children. They have stronger connection to Yarram Early Learning and the wider Yarram community.

The Committee of Management met last week. Staff and Parent Opinion Surveys were discussed. We reflected on suggestions made within these and how the centre has addressed these. Your opinion is important to us. A new survey will be distributed soon. Please take the time to fill it in. Along with concerns and questions please let the staff know what they are doing well. When I walk around the centre, I see happy children engaged in a range of activities.

Our Annual General Meeting takes place on the 13th May. All positions are declared vacant and elections take place
Anne - Chairperson

Important Dates

Kings Birthday
Monday 9th June
Service is closed

School Holidays
Monday 7th July to Friday
18th July



Corn and Zucchini Fritters

TOTAL TIME - 30mins | MAKES - 25

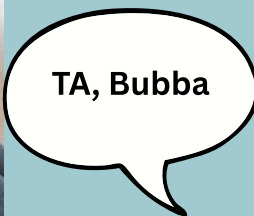



INGREDIENTS

- 1 1/2 cups (180 grams) spelt flour (or plain wholemeal flour)
- 1 1/2 teaspoons baking powder
- 1/2 teaspoon bicarb soda
- pinch of salt and pepper
- 2 eggs
- 1 cup (250 ml) milk
- 1/2 cup (60 grams) tasty cheese, grated
- 1/2 cup (75 grams) parmesan cheese, grated
- 1/2 cup chopped fresh herbs (we used dill, mint and basil)]
- 3 cups (375 grams) corn kernels
- 1 cup (150 grams) grated zucchini (approx. 2 zucchinis)

METHOD

1. Place the flour, baking powder, bicarb soda, salt and pepper into a large bowl and whisk to combine creating a well in the centre. Add the eggs and milk and whisk to create a smooth batter. Add the tasty cheese, parmesan, herbs, corn and zucchini and whisk to combine.
2. Heat a large fry pan over low-medium heat and add a drizzle of olive oil to grease. Ladle 1/4 cup measurements of the batter onto the fry pan. Cook for 2-3 minutes or until bubbles begin to appear on the surface of the fritter and the edges begin to set. Carefully flip the fritters and cook for another 2-3 minutes. Or until the fritters are golden and bounce back to touch.
3. Place the cooked fritters onto a plate lined with kitchen paper and continue frying until no batter remains.
4. Serve the fritters warm or cold. Freezer friendly.



The children are becoming confident in their involvement in the program. Exploring all experiences on offer, evolving their learning and developmental capabilities whilst showcasing newfound achievements to their peers and educators.

The achievements we have observed from the children include crawling and walking and children are beginning to find their voice with squeals and babble and a new range of vocabulary; “Ta”, “Bubba”.

April has seen the Wook Gook children engaging in planned craft experiences in the lead up to Easter celebrations. The children have been busy painting their own bunny garden stakes to take home and place in their own gardens as well as egg drawing in the outdoor yard utilising egg shaped chalk in an array of colour choices. The children’s most enjoyed experience over the past weeks has been using their individual bunny headband’s to dress up and dance around the room to the song ‘Sleeping Bunnies’.

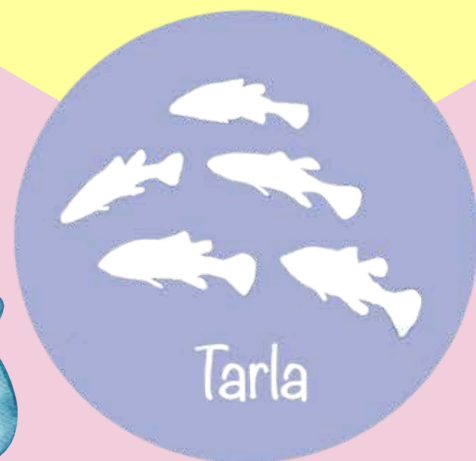


Wook Gook

Throughout the month, the Tarla children have engaged in a variety of enriching experiences. They have delved into the world of dinosaurs, using their imagination and creativity to craft intricate worlds and scenarios filled with these captivating creatures. Additionally, the children have shown a strong interest in construction activities, whether it be with soft wall blocks, wooden blocks, or even cardboard boxes. Alongside these explorations, there has been a notable development of new friendships within the Tarla room, further enhancing their social and collaborative skills.



Tarla



Gidi



So many aspects of gardening introduce children to early maths and science concepts. The Gidi children have been tending to their vegetable garden since planting early in term one. We have talked about the need for the sun and water to help them grow. The children have watched their seedlings grow and recently discovered their carrots were ready to harvest. Each child pulled out their carrot and after washing some even had a taste!!

The concept of reducing waste and reusing materials is being introduced to the children through our fortnightly library visits. Children line up with their library bag with great excitement every time they visit Michelle our local librarian. Instead of having multiple people buy copies of books the library offers a sustainable alternative where the community can share the same resource.

Bataluk



During school holiday break the Bataluk children worked on making salt dough nests made with natural materials collected from the park to decorate them with. We had a variety of nests including whale nests, crocodile nests, bunny nests and birds nests.

We made home made bunny biscuits for easter which the children thoroughly enjoyed decorating with icing and sprinkles.

We have been continuing our sunflower focus and went on our first bus excursion to Devon North to visit a sunflower patch at one of our kinder friends homes. It was a wonderful experience where the children broke off into groups sitting amongst the sunflower fields. The children reflected upon the different aspects of a sunflower that they had learnt throughout the term and then drew a picture sitting amongst the flowers. After our drawings we ventured off for a lovely walk amongst the sunflowers.

The month of April was a busy time in kindergarten, ending term one and entering the holidays.

With Easter falling in April this year, we set up new experiences for the children to celebrate.

Decorating some biscuits with icing and sprinkles and lots of craft and colouring. It was a nice break over the school holidays, adventuring out to the park with our wet weather gear and had fun despite the rain.

This term has the kindergarten children focusing on 'honesty' and to continue to show respect and consideration through out the year. Some of the children have begun to create their clay creatures and animals to place at the bottom of Uluru.

March, April and May host Autumn which is also a focus this term. There are discussions about how Autumn makes us feel and what is expected to happen in the months ahead.

In May we are celebrating Mother's Day by hosting a morning tea and spending valuable time with the special people in our lives.



Tiddalek



Tiddalek



Over the past month we have had both school holiday vacation care and before and after school care. We have had so much fun and have had many activities available to keep the children engaged and entertained. Treasure hunts, cupcake decorating, creating easter baskets to deliver to Mirridong Clients, outdoor play using our gross motor skills and of course gym play with a magnificent extra large blow up ball. We made Zen gardens which helped us explore the Japanese culture and Barlow Kennels visited us and brought along 3 beautiful puppies for the children to play with and we also discussed how to take care of puppies and how to remain safe around them.

OSCH Team Tania ,Dulcie and Mikayla

Outside playground bars aren't just for swinging on...here's some planking! And who said only one child could use the flying fox? Testing the limit of our bodies outside is fun and educational.

When Lego appears, imagination is limitless, and it bonds children in a group together experimenting with design. It again tests the limits of what we use in play and what our brains and bodies are capable off.

We had Jan (Educational Leader) visit us last week, and we spontaneously began making ice creams from the 'useful' bag...for our Ice Cream Shoppe cubby/tent to sell.

In the picture of the Ice Cream Shoppe, children added another rest area using items we kept from packaging. This fosters sustainability, encourages imagination and scaffolding on what we have already learned.



PUT ON A SHOW TOGETHER

Children are natural performers! Using whatever props you have to hand (puppets, dolls, action figures, hairbrushes, boxes can all help), act out a play with your child. Let them dictate the plot as you go! The key is for your child to explore their own creative interests and express themselves.

Not sure where to start?

- Bring a book to life: act out one of your child's favourite books. Let the children grab some props, musical instruments and whatever else they want out, and have some fun re-telling the story together
- Choose a nurse rhyme: you know them well. Use one of the classics and turn it into a show.

If your child isn't into 'acting' get out the music instruments, cardboard boxes and put on a rock show! Call in siblings, Grandparents, friends to watch the show!

Drama and storytelling also give your child opportunities to build and practise vocabulary and learn about the structure of stories. And when your child acts out roles like a caring nurse, they see the world from someone else's point of view. This helps them build empathy.

The preschool years can be a very creative time! Give them the platform and safe space to perform. Have fun!



Go Noodle

Short simple activities to get some active minutes in the day.

Go Noodle is an interactive website full of active videos for children. Dance and move along with the hosts on the screen. No need to sign up just press play. Give this one a try indoor recess

Adults boost those endorphins and join in too!



Feedback
is always welcome

Tips to Encourage Language Development

Setting a good example

Talk, talk, talk! Talking lots throughout the day gives opportunities to teach your child specific vocabulary and how to put words together.

When?

Talk about everything you see (e.g. animals, trees, toys) and do (e.g. driving, cooking, walking).

Point to and talk about things you see and hear (e.g. cars going past, planes in the sky, people talking).

When your child is playing with a toy, follow their lead and talk about the toy.

Example

- Child playing with drum, you say: "Bang the drum! Bang, bang, bang. More banging."

Example

- When playing with a train set:

You: "The train is going fast."

Child: "Fast!"

You: "Yes, it's going fast."

Child: "Go fast."

What?

Keep your sentences short and simple, but complete:

"The ball is red."

NOT

"Ball red."